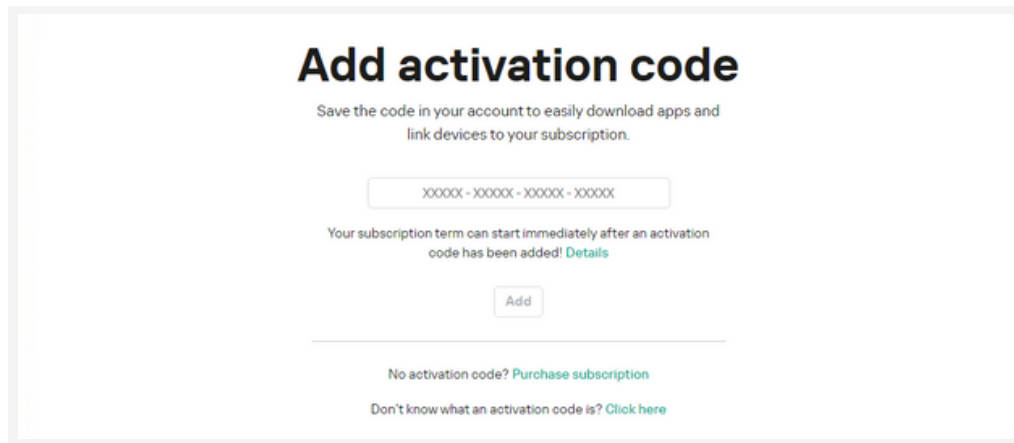
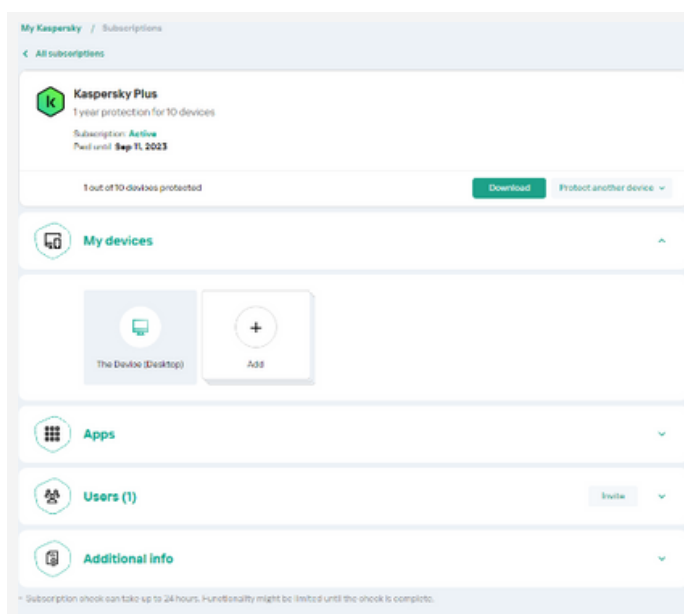


HOW TO INSTALL AND ACTIVATE YOUR KASPERSKY


1. Open the My Kaspersky website (<https://my.kaspersky.com/#/auth/layout/main>) on the device you want to protect.
2. Create a My Kaspersky account or sign in to an existing account.
3. Under Already have an activation code? in the lower part of the page, enter the activation code in the entry field. (See below activation code window)



4. Click the Add button. If the activation code was added successfully, the Subscriptions section displays the subscription panel.
5. Click the subscription panel. (See below subscription dashboard window)



6. In the subscription information window, click Download to download the app to your device. (See below subscription window)



7. Install the application, After the application has been successfully installed, it will be activated automatically according to the terms of your subscription